


# LED382 LED384 1.6W Low Power Inground Light



## GRC Lighting

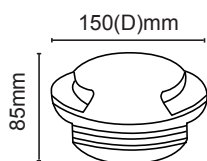
R & C Agency International  
Lighting Specialists for over 15 years



**LED382**  
\* 2 sided



**LED384**  
\* 4 sided



- Description:** Low power aluminium light, available with 2 sided or 4 sided light distribution. 4mm thick front cover. Applicable for pathway lighting.
- LED Type:** SMD
- Material:** Aluminium, Moulding Shaped Double Waterproof Silicone Seal
- Inclusion:** Premount Sleeve 158(D) x 131(H) mm
- Dimmable:** No
- Include Driver:** No
- Mounting Method:** Recessed

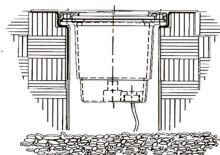


Item Code	Wattage	Input	Beam Angle	Colour Temperature	Fitting Colour	Size D x H
LED382CW	1.6W	24V DC	60°	Cool White	Silver	150 x 85 mm
LED384CW	1.6W	24V DC	60°	Cool White	Silver	150 x 85 mm

### 24V LED Transformer/s to suit 12W fittings

IP20 LED Transformers		IP rated LED Transformers	
CODE	QTY	CODE	QTY
TM24VDC20W/TD	10	TM24VDC40WIPFT	20
TM24VDC25W/T	12	TM24VDC60WIPFT	30
TM24VDC50W	25	TM24VDC100WIPFT	50

### Installation of Inground Lighting



Please ensure any in-ground light fitting is installed with adequate drainage and excess water does not accumulate beneath the fitting. Use some form of 10cm depth aggregate (gravel) for drainage.

### Cable Connections for Inground & Exterior Lighting

IP68 connectors / weatherproof box must be used for installation of all exterior lights. Refer to page 188 for more information

### R&C AGENCY INTERNATIONAL

94 Wecker Road,  
Mansfield, QLD, 4122

Email: sales@rcagency.com.au  
Ph: (07) 3216 2888  
Fax: (07) 3216 2999

Opening Hour:  
8:00am to 4:30pm Monday to Friday  
\*Showroom by appointment only